


# intellimold™

## Closed Loop Control

### MODEL

- Fast start-up
- Reduced Cycle Time
- Real time control
- Less scrap
- Improved surface quality
- Consistent part density
- Improved repeatability



## Melt Pressure Control Specification Sheet

Intellimold™ closed loop control is a complete real time system that controls molding processes based on recommended processing conditions for the material. Controlling to these conditions reduces material degradation and deformation, which correlates to better parts. The processing conditions are:

1. Injection pressure (dynamic fill, and pack & hold)
2. Melt temperature
3. Injection time

Melt temperature and injection time are easily achievable, since they are fixed values that can be directly entered into an operator interface on the machine. Injection pressures are a different story. Conventional molding techniques attempt to achieve recommended injection pressure by means of a velocity profile. But a constant velocity does not correlate to a constant internal melt pressure due to the non-linear behavior of material. This results in linearization of the polymer during the dynamic fill stage up to 10:1 in comparison to the pre-molded spherical structure; residual stress and micro cracks from the pack and hold stage; and excessive shear (see Figure 1).

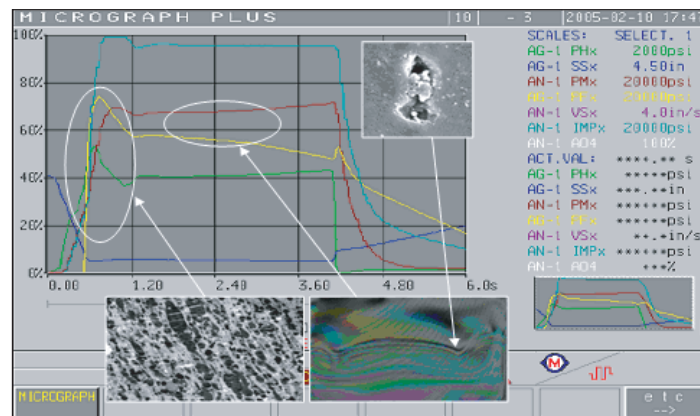


Figure 1.

The key to good molding is to control the internal melt pressure in real time in order to give the material optimal molding conditions to solidify in a state of designed morphology. Internal melt pressure is the result of four dynamic components. These components are shrinkage forces, resistance of the mold, resistance of the air trapped in the tool, and partial solidification of the melt. Since these forces vary throughout the cycle, so does the internal melt pressure.

Intellimold compensates for these variations in real time by oscillating the proportional control valve, allowing more flow when there is a drop in pressure and restricting flow when there is an increase in pressure, thus maintaining a constant internal melt pressure.

Once the flow front reaches the last place to fill, the degree of reduction in applied pressure at the nozzle is controlled through a process factor. This is done to equalize the pressure at the nozzle and the last place to fill, which satisfies the 2nd stage pressure recommendations. The process factor provides compensation for the non-linear behavior of the material and variances in complex part geometries, which is required in order to achieve the most effective conditions for the material to relax into its designed low stress environment while still in the molten state (see Figure 2).

Real time pressure readings are acquired either from pressure, or pressure and temperature transducers. One transducer is placed in the nozzle body and another is placed in the cavity (at last place to fill).

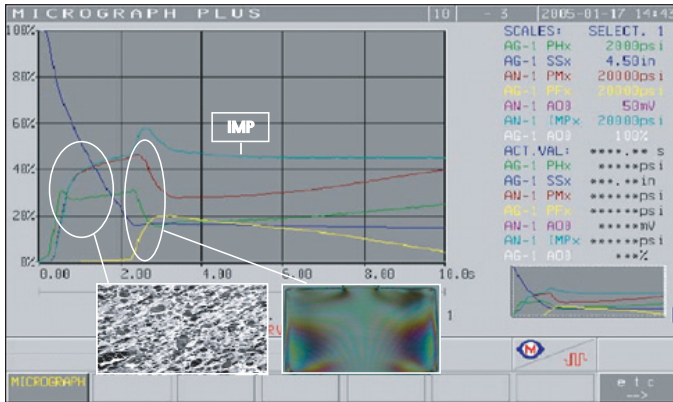


Figure 2.

Piezoelectric transducers or strain gauge transducers can be used. Internal melt pressure is mathematically derived from these inputs. This variable is then compared to a setpoint and a signal is sent to the proportional control valve to compensate for changes. Intellimold updates the internal melt pressure once every millisecond. Leaving injected material unattended for more than 30 milliseconds while subjected to temperature and pressure during fill, pack, and hold is permanently damaging (see Figure 3). When carrying out a cycle it is necessary to have concurrent feedback from the material to compensate for the skin layers passing through the T<sub>g</sub> (glass transition). A conventional cycle disregards this occurrence, further linearizing the molecular structure of the surface causing irreversible degradation and deformation to the skin. Skin degradation, skin deformation and micro cracks created from conventional molding are stress concentrators that adversely affect part performance.

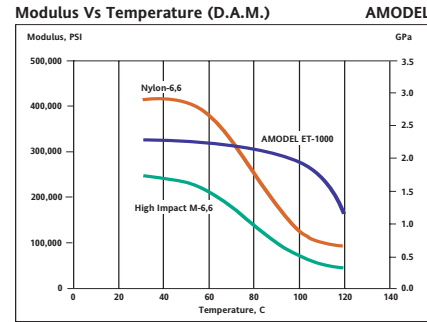


Figure 3.

## Eurotherm: International sales and service

**AUSTRALIA** Sydney  
Eurotherm Pty. Ltd.  
Telephone (+61 2) 9838 0099  
Fax (+61 2) 9838 9288  
E-mail [info@eurotherm.com.au](mailto:info@eurotherm.com.au)

**FRANCE** Lyon  
Eurotherm Automation SA  
Telephone (+33 478) 664500  
Fax (+33 478) 352490  
E-mail [ea@automation.eurotherm.co.uk](mailto:ea@automation.eurotherm.co.uk)

**IRELAND** Dublin  
Eurotherm Ireland Limited  
Telephone (+353 1) 4691800  
Fax (+353 1) 4691300  
E-mail [info@eurotherm.ie](mailto:info@eurotherm.ie)

**SWEDEN** Malmo  
Eurotherm AB  
Telephone (+46 40) 384500  
Fax (+46 40) 384545  
E-mail [info@eurotherm.se](mailto:info@eurotherm.se)

**AUSTRIA** Vienna  
Eurotherm GmbH  
Telephone (+43 1) 7987601  
Fax (+43 1) 7987605  
E-mail [eurotherm@eurotherm.at](mailto:eurotherm@eurotherm.at)

**GERMANY** Limburg  
Eurotherm Deutschland GmbH  
Telephone (+49 6431) 2980  
Fax (+49 6431) 298119  
E-mail [info@regler.eurotherm.co.uk](mailto:info@regler.eurotherm.co.uk)

**ITALY** Como  
Eurotherm S.r.l.  
Telephone (+39 31) 975111  
Fax (+39 31) 977512  
E-mail [info@eurotherm.it](mailto:info@eurotherm.it)

**SWITZERLAND** Freienbach  
Eurotherm Produkte (Schweiz) AG  
Telephone (+41 55) 4154400  
Fax (+41 55) 4154415  
E-mail [epsag@eurotherm.ch](mailto:epsag@eurotherm.ch)

**BELGIUM & LUXEMBURG** Mocha  
Eurotherm S.A./N.V.  
Telephone (+32) 85 274080  
Fax (+32) 85 274081  
E-mail [info@eurotherm-belgium.be](mailto:info@eurotherm-belgium.be)

**HONG KONG & CHINA**  
Eurotherm Limited North Point  
Telephone (+85 2) 28733826  
Fax (+85 2) 28700148  
E-mail [eurotherm@eurotherm.com.hk](mailto:eurotherm@eurotherm.com.hk)

**KOREA** Seoul  
Eurotherm Korea Limited  
Telephone (+82 31) 2738507  
Fax (+82 31) 2738508  
E-mail [help@eurotherm.co.kr](mailto:help@eurotherm.co.kr)

**UNITED KINGDOM** Worthing  
Eurotherm Limited  
Telephone (+44 1903) 268500  
Fax (+44 1903) 265982  
E-mail [info@eurotherm.co.uk](mailto:info@eurotherm.co.uk)  
Web [www.eurotherm.co.uk](http://www.eurotherm.co.uk)

**BRAZIL** Campinas-SP  
Eurotherm Ltda.  
Telephone (+5519) 3707 5333  
Fax (+5519) 3707 5345  
E-mail [eurothermltda@eurothermltda.com.br](mailto:eurothermltda@eurothermltda.com.br)

Guangzhou Office  
Telephone (+86 20) 8755 5099  
Fax (+86 20) 8755 5831

**NETHERLANDS** Alphen a/d Rijn  
Eurotherm B.V.  
Telephone (+31 172) 411752  
Fax (+31 172) 417260  
E-mail [info@eurotherm.nl](mailto:info@eurotherm.nl)

**UNITED STATES** Leesburg, VA  
Eurotherm Inc.  
Telephone (+1 703) 443 0000  
Fax (+1 703) 669 1300  
E-mail [info@eurotherm.com](mailto:info@eurotherm.com)  
Web [www.eurotherm.com](http://www.eurotherm.com)

**DENMARK** Copenhagen  
Eurotherm Danmark AS  
Telephone (+45 70) 234670  
Fax (+45 70) 234660  
E-mail [info@eurotherm.se](mailto:info@eurotherm.se)

Beijing Office  
Telephone (+86 10) 6567 8506  
Fax (+86 10) 6567 8509

**NORWAY** Oslo  
Eurotherm AS  
Telephone (+47 67) 592170  
Fax (+47 67) 118301  
E-mail [info@eurotherm.se](mailto:info@eurotherm.se)

**FINLAND** Abo  
Eurotherm Finland  
Telephone (+358) 22506030  
Fax (+358) 22503201  
E-mail [info@eurotherm.fi](mailto:info@eurotherm.fi)

Shanghai Office  
Telephone (+86 21) 6145 1188  
Fax (+86 21) 6145 1187

**SPAIN** Madrid  
Eurotherm España SA  
Telephone (+34 91) 6616001  
Fax (+34 91) 6619093  
E-mail [ventas@iberica.eurotherm.co.uk](mailto:ventas@iberica.eurotherm.co.uk)

### Specialist Plastics Partners:

**AUSTRALIA**  
Remtron Pty Ltd  
Telephone (+61 3) 9587 1233  
Fax (+61 3) 9587 4244  
Email [bary\\_matthews@remtron.com.au](mailto:bary_matthews@remtron.com.au)

**CHINA**  
Gary-Harford  
Telephone (+86) 765 7725538  
Fax (+86) 765 7725568  
Email [gary.ho@gary-harford.com](mailto:gary.ho@gary-harford.com)

**KOREA**  
MACOSys Company, Ltd  
Telephone +82 (0)2 529 3078  
Fax +82 (0)2 3462 3078  
Email [maco@tratech.co.kr](mailto:maco@tratech.co.kr)

© Copyright Eurotherm Inc 2009

Invensys, Eurotherm, the Eurotherm logo, Chessell, EurothermSuite, Mini8, Eycan, Eyris and Wonderware are trademarks of Invensys plc, its subsidiaries and affiliates. All other brands may be trademarks of their respective owners.

All rights are strictly reserved. No part of this document may be reproduced, modified, or transmitted in any form by any means, nor may it be stored in a retrieval system other than for the purpose to act as an aid in operating the equipment to which the document relates, without the prior written permission of Eurotherm limited.

Eurotherm pursues a policy of continuous development and product improvement. The specifications in this document may therefore be changed without notice. The information in this document is given in good faith, but is intended for guidance only.

Eurotherm Inc will accept no responsibility for any losses arising from errors in this document.